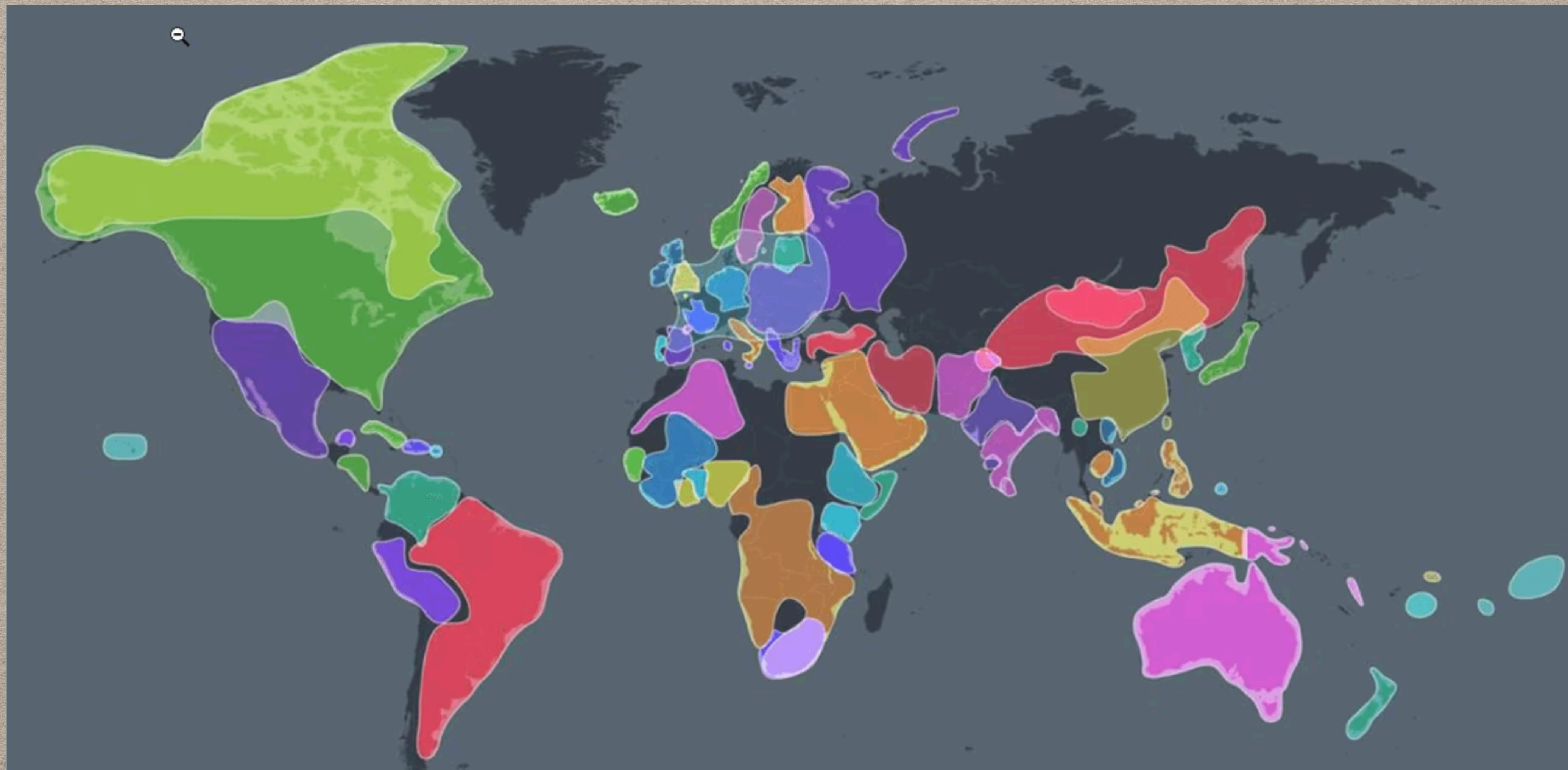


# ANCESTRY.COM: DNA REGIONS

## SVCGR - ANCESTRYDNA SERIES



SOURCE: ANCESTRY.COM

PRESENTATION BY LEE MACKLIN



# Lee Macklin

Compare

Invite

Summary

Origins

Matches


Traits

## Your DNA Report

View linked tree

DNA settings

### Ancestral Regions



7 regions

### Ancestral Journeys

- Illinois & Indiana Sett...
- Early Wisconsin Sett...
- Delaware Valley, Che...

4 journeys

### Matches

- JS** Vera joan Macklin  
Managed by scott9039  
Sister
- Jana Remmert  
Niece
- Carol Schwartzmiller  
1st cousin

72 new      25,186 matches

### Traits

- Dancing  
Unlikely to enjoy dancing
- Doing things alone  
Likely to prefer doing th...
- Introvert or extrovert  
Extrovert

1 new      82 traits





Regions



Journeys



By parent



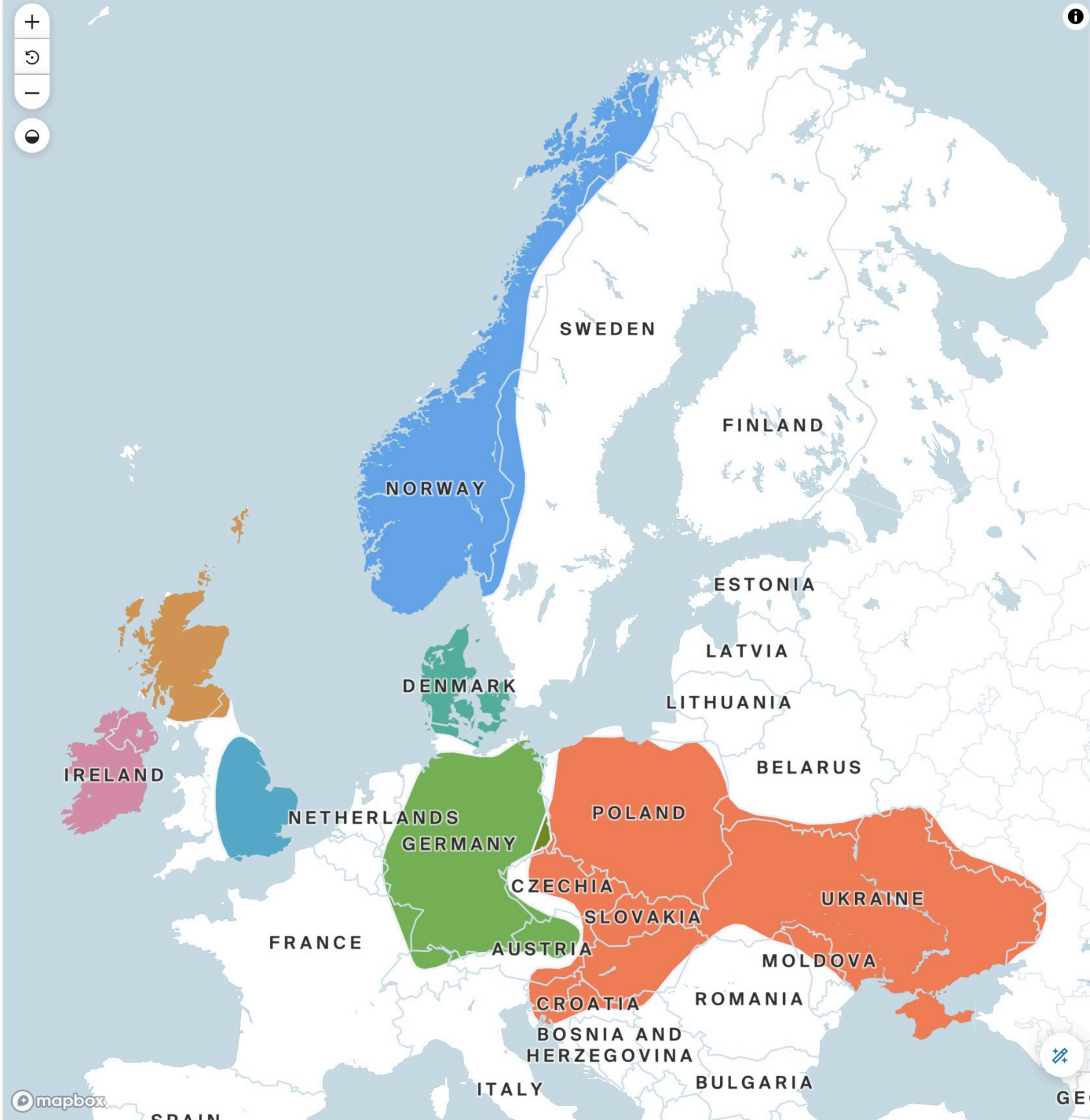
## Lee's 7 ancestral regions

43%	Germanic Europe	→
24%	England & Northwestern Europe	→
13%	Central & Eastern Europe	→
12%	Ireland	→
4%	Scotland	→
2%	Denmark	→ <span>New</span>
2%	Norway	→

Updated July 2024. ⓘ [See what changed and FAQs](#)

We compare your DNA against a worldwide reference panel to see which populations your DNA looks most like. [How do we calculate this?](#)

[Share](#)





# DNA REGIONS BY PARENT

## Your regions by parent

Your parents each contributed half of your DNA. Now, you can see which regions you inherited from each parent—even if they haven't taken tests. [Learn more](#)

[Edit parent labels](#)

### Overview

[Share](#)



Select one or more regions to highlight.

- All
- Germanic Europe
- England & Northwestern Europe
- Central & Eastern Europe
- Ireland
- Scotland
- Denmark
- Norway

### Detailed comparison

[Share](#)

[Edit parent labels](#)

Same data, more detail. This chart shows the percentages of each region you inherited from your parents. Added together, the percents from each parent for a region equals your percent for that region.

Region	Paternal	Maternal	You
<b>Total: 7</b>	<b>50%</b>	<b>50%</b>	<b>100%</b>
Germanic Europe	8%	35%	43%
England & Northwestern Europe	24%	0%	24%
Central & Eastern Europe	0%	13%	13%
Ireland	12%	0%	12%
Scotland	4%	0%	4%
Denmark	2%	0%	2%

Save 30%\* on Ancestry® Gift Memberships. Our Holiday Sale is on! \*Terms apply.

[Gift now](#)

### Inheritance is random

Regions may be passed down unevenly, or not at all.

[Tell me more](#)

### Their halves, your whole

This information comes from your results—not from testing your parents

You inherited half of their DNA. [An AncestryDNA® test](#) can provide their full results.

### How do we know this?

Our SideView™ technology splits up your



# GERMANIC EUROPE

# BY PARENT

## Your regions by parent

Your parents each contributed half of your DNA. Now, you can see which regions you inherited from each parent—even if they haven't taken tests. [Learn more](#)

[Edit parent labels](#)

### Overview

[Share](#)



Select one or more regions to highlight.

All

Germanic Europe

England & Northwestern Europe

Central & Eastern Europe

Ireland

Scotland

Denmark

Norway

### Detailed comparison

[Share](#)

[Edit parent labels](#)

Same data, more detail. This chart shows the percentages of each region you inherited from your parents. Added together, the percents from each parent for a region equals your percent for that region.

Region	Paternal	Maternal	You
<b>Total: 7</b>	<b>50%</b>	<b>50%</b>	<b>100%</b>
Germanic Europe	8%	35%	43%
England & Northwestern Europe	24%	0%	24%
Central & Eastern Europe	0%	13%	13%
Ireland	12%	0%	12%
Scotland	4%	0%	4%
Denmark	2%	0%	2%

Save 30%\* on Ancestry® Gift Memberships. Our Holiday Sale is on! \*Terms apply.

[Gift now](#)

### Inheritance is random

Regions may be passed down unevenly, or not at all.

[Tell me more](#)

### Their halves, your whole

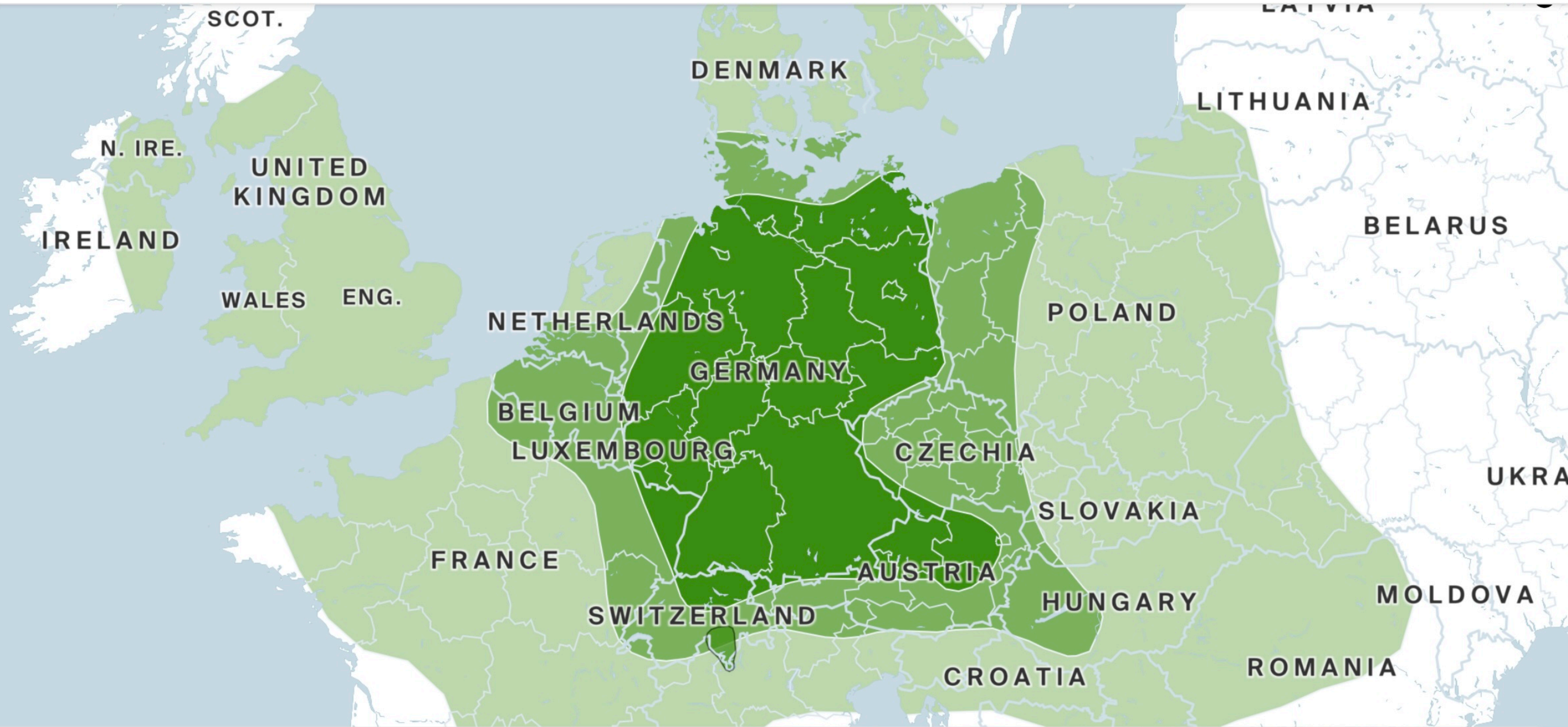
This information comes from your results—not from testing your parents

You inherited half of their DNA. [An AncestryDNA® test](#) can provide their full results.

### How do we know this?

Our [SideView™](#) technology splits up your





# Germanic Europe

43%

Your ancestral region estimate is 43%, but it can range from 34 to 53%



Your Germanic Europe subregions:

- [Switzerland–Ticino](#) >







The dramatic landscape of our Germanic Europe region rises from Dutch and German lowlands along the North Sea through forested uplands to Austria's Alps in the south. The German people were united by language and culture before Germany became a united country in 1871. Known as *Das Land der Dichter und Denker* ("the land of poets and thinkers"), Germany is home to some of the oldest universities in the world, and this region has a long tradition of producing world-class scientists, inventors, theologians, artists, and composers.

### Where do people with this region live?

---

Primarily located in:  
**Austria, Belgium, France, Germany, Luxembourg, Switzerland**

---

Also found in:  
**Czech Republic, Hungary, Netherlands, Slovenia**



# ENGLAND & NORTHWESTERN EUROPE

# BY PARENT

## Your regions by parent

Your parents each contributed half of your DNA. Now, you can see which regions you inherited from each parent—even if they haven't taken tests. [Learn more](#)

[Edit parent labels](#)

### Overview [Share](#)



Select one or more regions to highlight.

- All
- Germanic Europe
- England & Northwestern Europe
- Central & Eastern Europe
- Ireland
- Scotland
- Denmark
- Norway

### Detailed comparison [Share](#)

[Edit parent labels](#)

Same data, more detail. This chart shows the percentages of each region you inherited from your parents. Added together, the percents from each parent for a region equals your percent for that region.

Region	Paternal	Maternal	You
Total: 7	50%	50%	100%
Germanic Europe	8%	35%	43%
England & Northwestern Europe	24%	0%	24%
Central & Eastern Europe	0%	13%	13%
Ireland	12%	0%	12%
Scotland	4%	0%	4%
Denmark	2%	0%	2%

Save 30%\* on Ancestry® Gift Memberships. Our Holiday Sale is on! \*Terms apply.

[Gift now](#)

### Inheritance is random

Regions may be passed down unevenly, or not at all.

[Tell me more](#)

### Their halves, your whole

This information comes from your results —not from testing your parents

You inherited half of their DNA. [An AncestryDNA® test](#) can provide their full results.

### How do we know this?

Our SideView™ technology splits up your





# England & Northwestern Europe

24%

Your ancestral region estimate is 24%, but it can range from 15 to 31% ⓘ

[What do the colors mean?](#)

[Have your subregions changed?](#)







The history of Britain, the heart of our England & Northwestern Europe region, is often presented as one group of invaders after another displacing the native population. The Romans, Anglo-Saxons, Vikings, and Normans all left their mark on Britain both politically and culturally. However, the story of Britain is far more complex. In fact, modern studies suggest the earliest populations weren't wiped out, but adapted and absorbed the new arrivals.

### Where do people with this region live?

---

Primarily located in:  
**Channel Islands, England**

---

Also found in:  
**Belgium, France, Germany, Isle of Man, Luxembourg, Netherlands, Switzerland, Wales**



## Your regions by parent

Your parents each contributed half of your DNA. Now, you can see which regions you inherited from each parent—even if they haven't taken tests. [Learn more](#)

[Edit parent labels](#)

Overview [Share](#)



Select one or more regions to highlight.

- All
- Germanic Europe
- England & Northwestern Europe
- Central & Eastern Europe
- Ireland
- Scotland
- Denmark
- Norway

Detailed comparison [Share](#)

[Edit parent labels](#)

Same data, more detail. This chart shows the percentages of each region you inherited from your parents. Added together, the percents from each parent for a region equals your percent for that region.

Region	Paternal	Maternal	You
<b>Total: 7</b>	<b>50%</b>	<b>50%</b>	<b>100%</b>
Germanic Europe	8%	35%	43%
England & Northwestern Europe	24%	0%	24%
Central & Eastern Europe	0%	13%	13%
Ireland	12%	0%	12%
Scotland	4%	0%	4%
Denmark	2%	0%	2%

Save 30%\* on Ancestry® Gift Memberships. Our Holiday Sale is on! \*Terms apply.

[Gift now](#)

### Inheritance is random

Regions may be passed down unevenly, or not at all.

[Tell me more](#)

### Their halves, your whole

This information comes from your results—not from testing your parents

You inherited half of their DNA. [An AncestryDNA® test](#) can provide their full results.

### How do we know this?

Our [SideView™](#) technology splits up your

# CENTRAL & EASTERN EUROPE BY PARENT





# Central & Eastern Europe

13%

Your ancestral region estimate is 13%, but it can range from 8 to 19%





**Our Central & Eastern Europe aregion stretches from the Baltic Sea in the north to the Adriatic in the south. The landscape is a mix of mountains, rivers, and plains and stands at the crossroads of Europe and Central Asia. By the 5th century A.D. Slavic peoples were moving west into modern-day central Europe, followed by Magyars, who settled Hungary. The Slavic peoples are now the largest linguistic and ethnic group in Europe, and the region's legacy of beauty and civilization lives on in famed world cities such as Prague, Kyiv, and Budapest.**

### **Where do people with this region live?**

---

Primarily located in:

**Austria, Belarus, Croatia, Czech Republic, Hungary, Moldova, Poland, Slovakia, Slovenia, Ukraine**

---

Also found in:

**Bosnia and Herzegovina, Bulgaria, Estonia, Germany, Lithuania, Romania, Russia, Serbia**



# IRELAND BY PARENT

## Your regions by parent

Your parents each contributed half of your DNA. Now, you can see which regions you inherited from each parent—even if they haven't taken tests. [Learn more](#)

[Edit parent labels](#)

### Overview

[Share](#)



Select one or more regions to highlight.

- All
- Germanic Europe
- England & Northwestern Europe
- Central & Eastern Europe
- Ireland**
- Scotland
- Denmark
- Norway

### Detailed comparison

[Share](#)

[Edit parent labels](#)

Same data, more detail. This chart shows the percentages of each region you inherited from your parents. Added together, the percents from each parent for a region equals your percent for that region.

Region	Paternal	Maternal	You
<b>Total: 7</b>	<b>50%</b>	<b>50%</b>	<b>100%</b>
<b>Germanic Europe</b>	8%	35%	43%
<b>England &amp; Northwestern Europe</b>	24%	0%	24%
<b>Central &amp; Eastern Europe</b>	0%	13%	13%
<b>Ireland</b>	12%	0%	12%
<b>Scotland</b>	4%	0%	4%
<b>Denmark</b>	2%	0%	2%

Save 30%\* on Ancestry® Gift Memberships. Our Holiday Sale is on! \*Terms apply.

[Gift now](#)

#### Inheritance is random

Regions may be passed down unevenly, or not at all.

[Tell me more](#)

#### Their halves, your whole

This information comes from your results—not from testing your parents

You inherited half of their DNA. [An AncestryDNA® test](#) can provide their full results.

#### How do we know this?

Our [SideView™](#) technology splits up your





# Ireland

12%

Your ancestral region estimate is 12%, but it can range from 6 to 17%



[What do the colors mean?](#)







Our Ireland population region is centered on this small island famed for its emerald-green landscape, vibrant Celtic folklore, and deep-rooted spirit of hospitality. The region's Celtic heritage is notable in its culture, landscape, and the lyrical dialects of the Irish language spoken here. The island boasts a rich sporting culture, with Gaelic football, hurling, rugby, and football, and is famous for its literary prowess as well, with names like Swift, Joyce, Yeats, O'Brien, and Rooney. After centuries of emigration, most notably during the Irish Famine (1845-1849), this island is the original home of an Irish diaspora that is estimated at over 100 million members.

## Where do people with this region live?

---

Primarily located in:  
**Ireland**

---

Also found in:  
**Channel Islands, Faroe Islands, France, Iceland, Isle of Man, Northern Ireland, Scotland**




# SCOTLAND BY PARENT

## Your regions by parent

Your parents each contributed half of your DNA. Now, you can see which regions you inherited from each parent—even if they haven't taken tests. [Learn more](#)

[Edit parent labels](#)

### Overview [Share](#)



Select one or more regions to highlight.

- All
- Germanic Europe
- England & Northwestern Europe
- Central & Eastern Europe
- Ireland
- Scotland
- Denmark
- Norway

### Detailed comparison [Share](#)

[Edit parent labels](#)

Same data, more detail. This chart shows the percentages of each region you inherited from your parents. Added together, the percents from each parent for a region equals your percent for that region.

Region	Paternal	Maternal	You
<b>Total: 7</b>	<b>50%</b>	<b>50%</b>	<b>100%</b>
Germanic Europe	8%	35%	43%
England & Northwestern Europe	24%	0%	24%
Central & Eastern Europe	0%	13%	13%
Ireland	12%	0%	12%
Scotland	4%	0%	4%
Denmark	2%	0%	2%

Save 30%\* on Ancestry® Gift Memberships. Our Holiday Sale is on! \*Terms apply.

[Gift now](#)

#### Inheritance is random

Regions may be passed down unevenly, or not at all.

[Tell me more](#)

#### Their halves, your whole

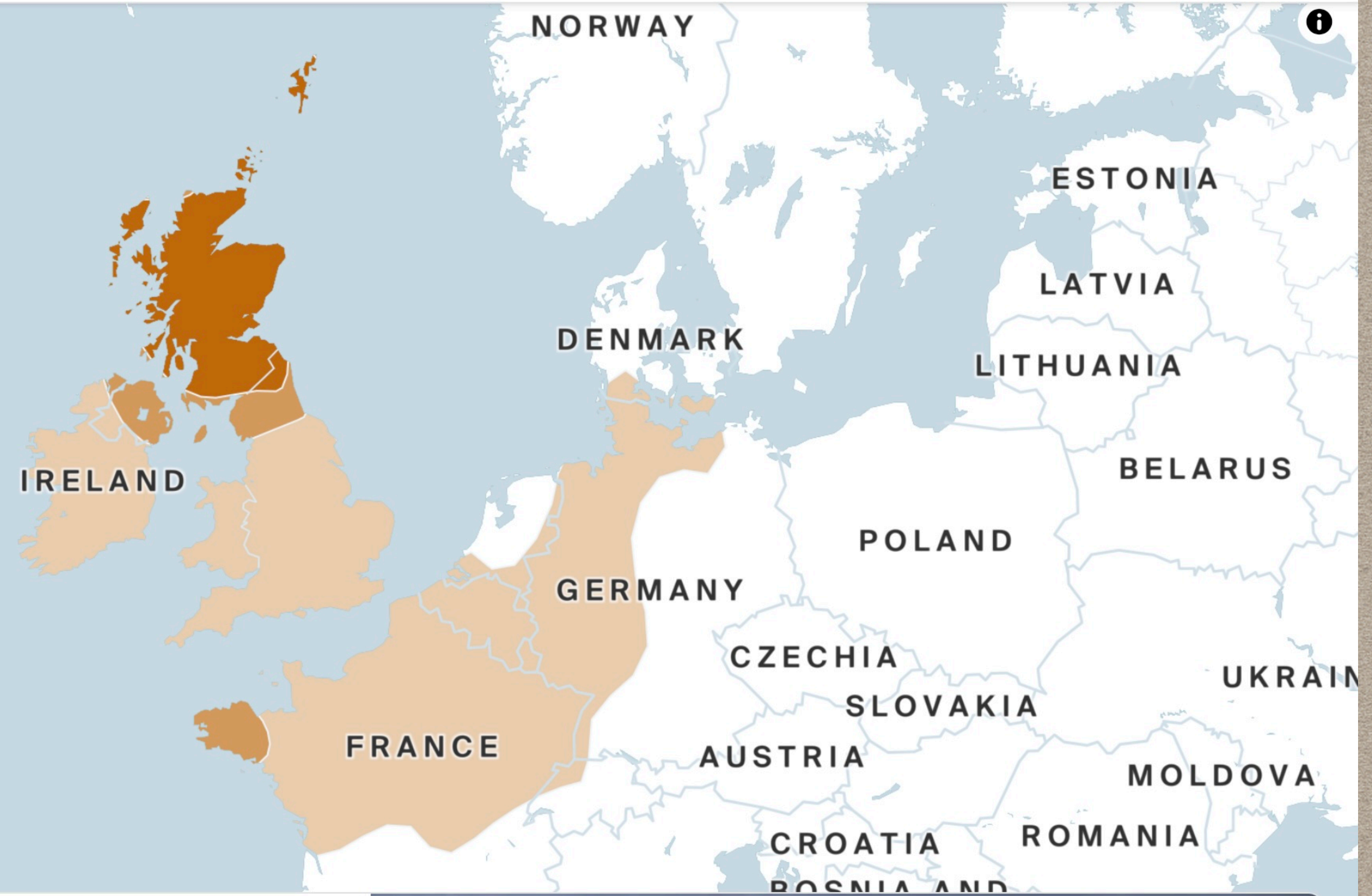
This information comes from your results—not from testing your parents

You inherited half of their DNA. [An AncestryDNA® test](#) can provide their full results.

#### How do we know this?

Our [SideView™](#) technology splits up your





# Scotland


4%



Your ancestral region estimate is 4%, but it can range from 0 to 13%



[What do the colors mean?](#)







With its center in the northern third of the island of Great Britain but stretching down to Brittany in France, our Scotland ethnicity region is known for its geographical beauty, medieval architecture, and folklore. Gaelic and Scots have influenced regional English dialects and are both still spoken in some areas. National symbols, including the Lion Rampant, clan tartans, and bagpipes, are often recognized internationally alongside symbols of traditional cuisine, like whisky and haggis.

### Where do people with this region live?

---

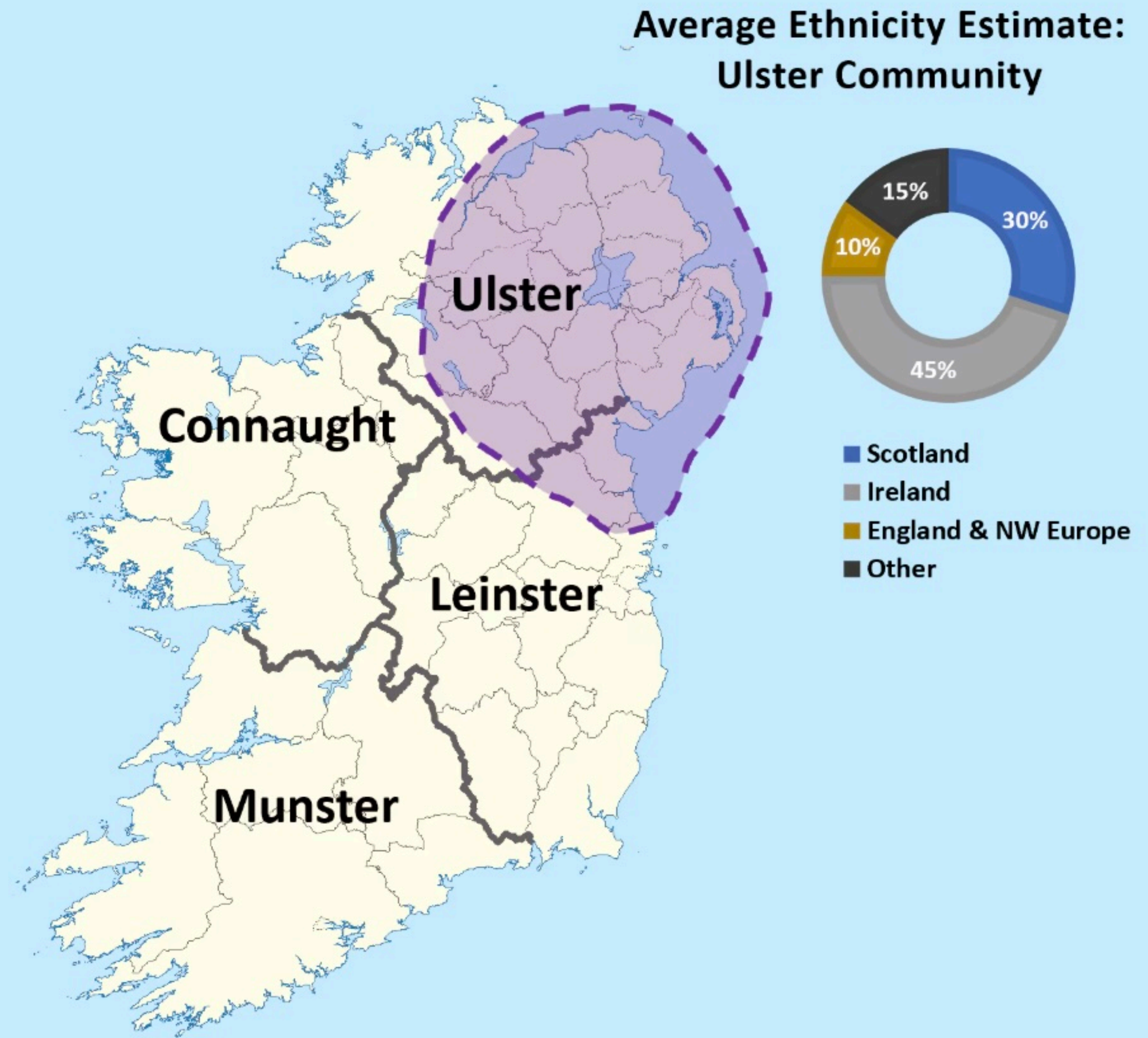
Primarily located in:  
**Scotland**

---

Also found in:  
**Channel Islands, England, Faroe Islands, France, Isle of Man, Northern Ireland**



# ULSTER-SCOTS





# DENMARK BY PARENT

## Your regions by parent

Your parents each contributed half of your DNA. Now, you can see which regions you inherited from each parent—even if they haven't taken tests. [Learn more](#)

[Edit parent labels](#)

### Overview

[Share](#)



Select one or more regions to highlight.

- All
- Germanic Europe
- England & Northwestern Europe
- Central & Eastern Europe
- Ireland
- Scotland
- Denmark**
- Norway

### Detailed comparison

[Share](#)

[Edit parent labels](#)

Same data, more detail. This chart shows the percentages of each region you inherited from your parents. Added together, the percents from each parent for a region equals your percent for that region.

Region	Paternal	Maternal	You
<b>Total: 7</b>	<b>50%</b>	<b>50%</b>	<b>100%</b>
Germanic Europe	8%	35%	43%
England & Northwestern Europe	24%	0%	24%
Central & Eastern Europe	0%	13%	13%
Ireland	12%	0%	12%
Scotland	4%	0%	4%
Denmark	2%	0%	2%

### Give AncestryDNA

Give your research a boost by testing family members. [Why test family?](#)



[Give a DNA kit](#)

### Inheritance is random

Regions may be passed down unevenly, or not at all.

[Tell me more](#)

### Their halves, your whole

This information comes from your results—not from testing your parents

You inherited half of their DNA. [An AncestryDNA® test](#) can provide their full results.

### How do we know this?






# Denmark

2%

Your ancestral region estimate is 2%, but it can range from 0 to 5%



[What do the colors mean?](#)







**Our Denmark region occupies the Jutland peninsula and over 400 nearby islands that make up the nation. Culturally and geographically, Denmark is part of Scandinavia, and many elements of its history, language, and culture overlap with those of Norway and Sweden. Early Scandinavian culture was spread between the 8th and 11th centuries by Vikings, who raided and settled various parts of Europe. Today, Denmark's constitutional monarchy is the oldest kingdom in Europe, dating back to at least the 9th century. Despite its small size, Denmark has made substantial contributions to the arts, humanities, and sciences.**

### **Where do people with this region live?**

---

Primarily located in:  
**Denmark**

---

Also found in:  
**England, Faroe Islands, Germany, Netherlands, Sweden**




# NORWAY

# BY PARENT

Overview

Share



Select one or more regions to highlight.

All

Germanic Europe

England & Northwestern Europe

Central & Eastern Europe

Ireland

Scotland

Denmark

Norway

Detailed comparison

Share

Edit parent labels

Same data, more detail. This chart shows the percentages of each region you inherited from your parents. Added together, the percents from each parent for a region equals your percent for that region.

Region	Paternal	Maternal	You
<b>Total: 7</b>	<b>50%</b>	<b>50%</b>	<b>100%</b>
Germanic Europe	8%	35%	43%
England & Northwestern Europe	24%	0%	24%
Central & Eastern Europe	0%	13%	13%
Ireland	12%	0%	12%
Scotland	4%	0%	4%
Denmark	2%	0%	2%
Norway	0%	2%	2%

Give AncestryDNA

Give your research a boost by testing family members. [Why test family?](#)

Give a DNA kit



Inheritance is random

Regions may be passed down unevenly, or not at all.

[Tell me more](#)

Their halves, your whole

This information comes from your results –not from testing your parents

You inherited half of their DNA. [An AncestryDNA® test](#) can provide their full results.

How do we know this?

Our [SideView™](#) technology splits up your DNA, then analyzes each half.






# Norway

2%

Your ancestral region estimate is 2%, but it can range from 0 to 4%







The earliest inhabitants of our Norway region were strong, seafaring peoples. For centuries, hunter-gatherers slowly pushed north across the Baltic Sea, probing coastal fjords and inland stretches for arable land as ice melted off the untamed region. While Norwegians, Swedes, and Danes all share a common Norse heritage, over time, Norway's resilient coastal communities evolved into a nation known for its seamanship, technology, artistry, and mythology.

### Where do people with this region live?

---

Primarily located in:  
**Faroe Islands, Iceland, Norway**

---

Also found in:  
**Denmark, Sweden**



**ANCESTRY.COM REFERENCE PANELS**





**QUESTIONS**